

## Contents

How to access the papers in the conference site: .....	1
Online Paper site (conference site) is not opening.....	3


---

### HOW TO ACCESS THE PAPERS IN THE CONFERENCE SITE:

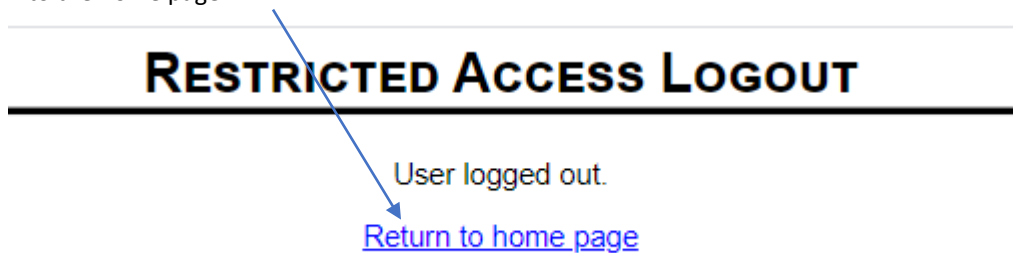
Please follow the instructions below.

Go to <https://asme.pinetec.com/pages/conferences.html> and select the conference you wish to access. This will take you to the conference home page.

At the top of the home page, make sure you are logged out by clicking on the Logout option. You may have remnants in your browser from attempting to log in previously, so it is important to click “logout” in the upper right-hand corner.



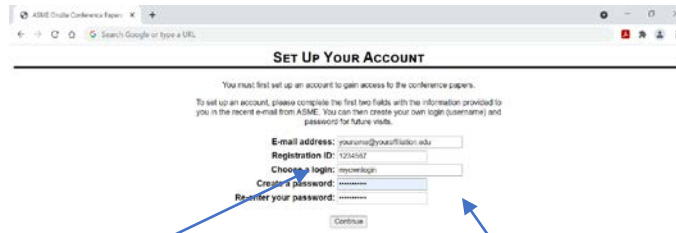
Then return to the home page.



From the home page, click on the link to the track you want to view from the track dropdown menu.



On the secure login page, go to the end and click where it asks if you are logging in for the first time. Since you are, please click on that link and set up your account here.



Enter the email address with which you registered for the conference: (This is the email address you used to register for the conference).

Enter your Reg ID: (This number should have been sent in your payment receipt).



Create a unique login, i.e., do not use a login you are using for another conference site.

Create a password: (you can use passwords across sites) This will be the login and password you use to access the papers.

Once you have your username set up and access to the site you can browse papers by:



Using the dropdown tracks menu



Clicking on any topic on the homepage

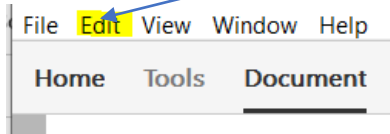
For the batch download, click on the word "Download" near the bottom of the second column.

---

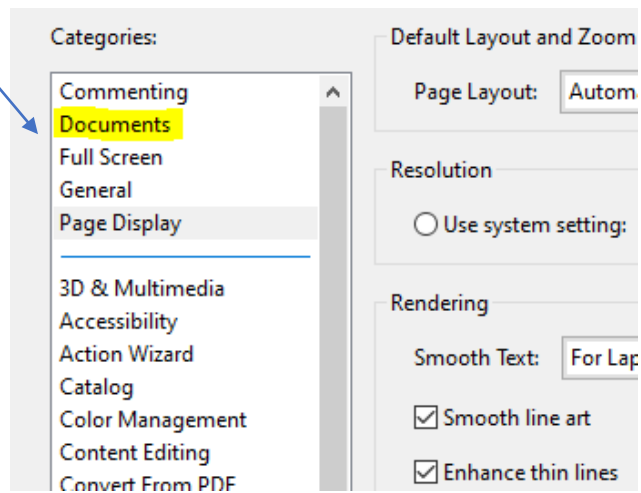
## ONLINE PAPER SITE (CONFERENCE SITE) IS NOT OPENING

Sometimes authors experience a software conflict between Chrome and Fast Web View pdf optimization. To fix this problem the author will need to turn off the optimization within their pdf program settings—

In Adobe, the widow to make this change is located under “Edit”/ Preferences (or ctrl+K)



Select Documents



Under the Save Settings, you need to uncheck Save As optimizes for Fast Web View.

